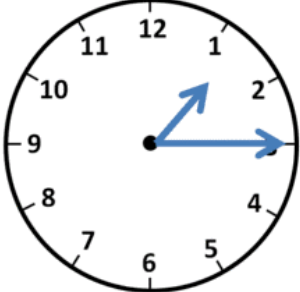
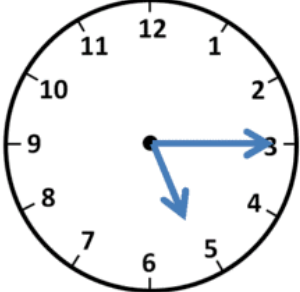
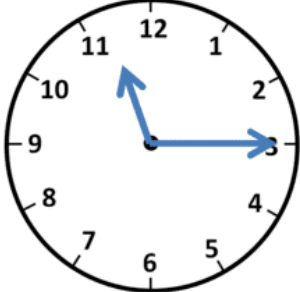

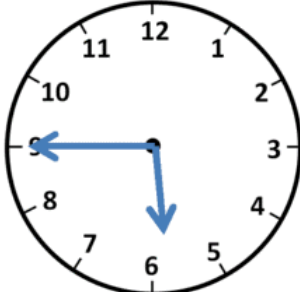
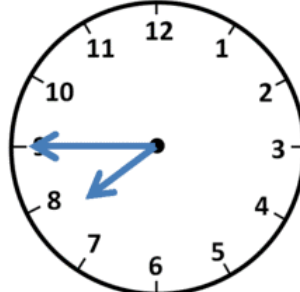
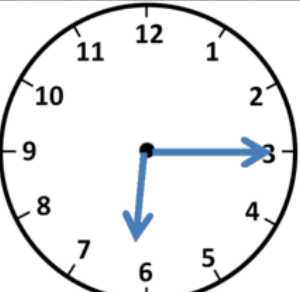
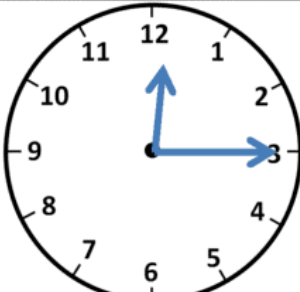
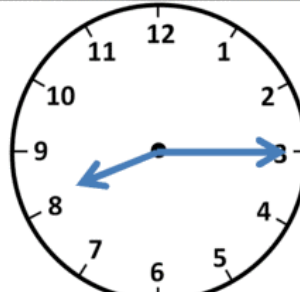


HOMEWORK 5º GRADE 26/04

QUARTER PAST/ QUARTER TO

1. DRAW OR WRITE THE TIME (WRITE THE NUMBER **IN LETTERS**)

EXAMPLE: QUARTER PAST ONE

		
<p>Quarter past 1</p>	<p>Quarter past ____</p>	<p>Quarter past ____</p>
		
<p>Quarter to 4</p>	<p>Quarter to ____</p>	<p>Quarter to ____</p>
		
<p>Quarter past ____</p>	<p>Quarter past ____</p>	<p>Quarter past ____</p>

2. COMPLETE WITH THE TIME.

QUARTER PAST SEVEN → **7:15**

QUARTER TO SIX → **05:45**

QUARTER PAST THREE → _____

QUARTER TO TWO → _____

QUARTER PAST EIGHT → _____

QUARTER PAST TEN → _____